

▲ ATlassian

in **Jakarta**'22

Atlassian Agile & DevOps



Atlassian Agile & DevOps

Strategy & Roadmap



WARREN JONES | SENIOR SOLUTION ENGINEER, APAC

Every company can be a
world-class
software company

The Market Waves

From **Agile** to
... **Scaling Agile**
... **Cloud and DevOps**





How many tools does
your company use?



 Jira Software

PLAN



CODE



DEPLOY



OPERATE

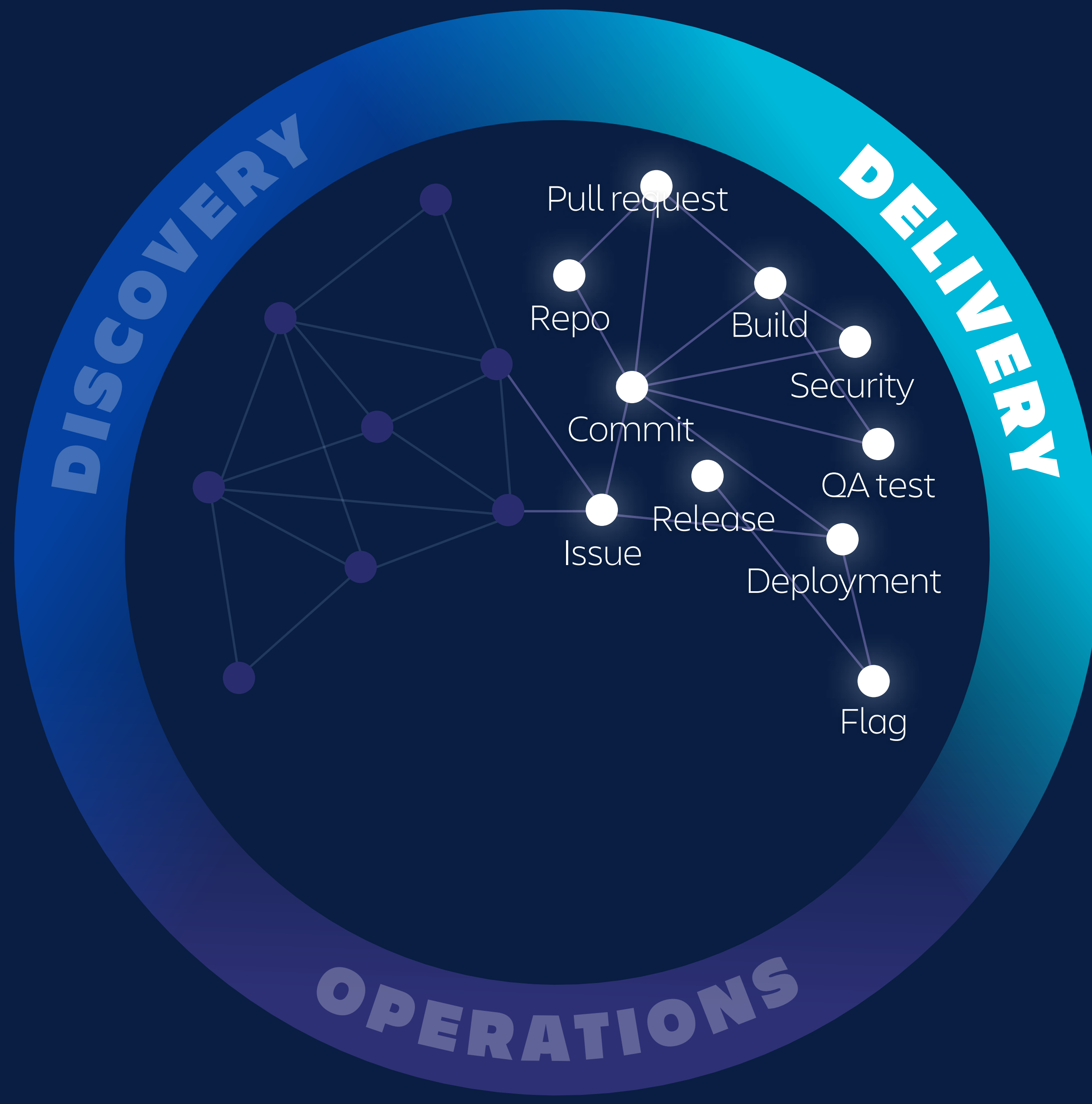


COLLABORATE



Open DevOps

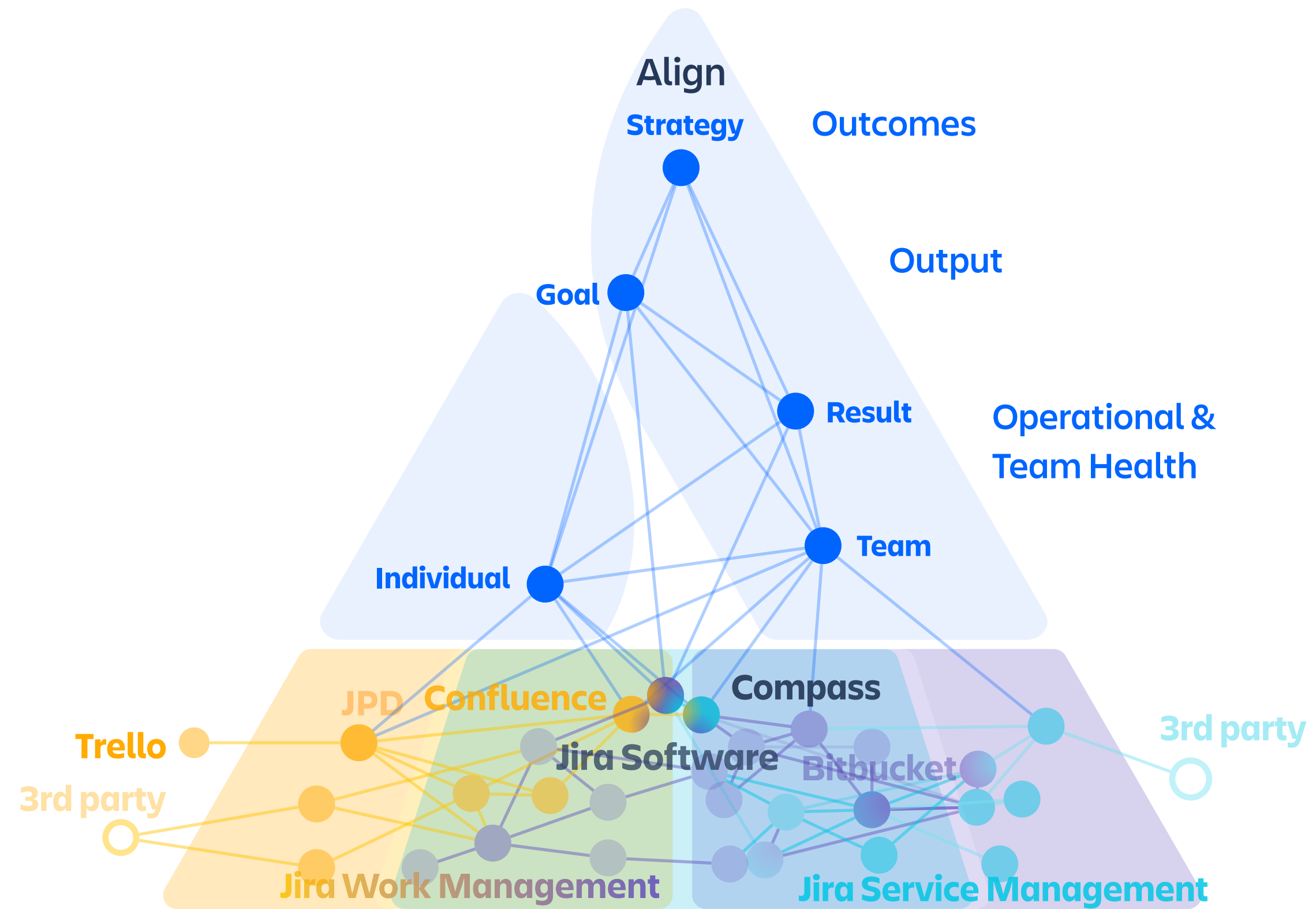








Connected Data Foundation



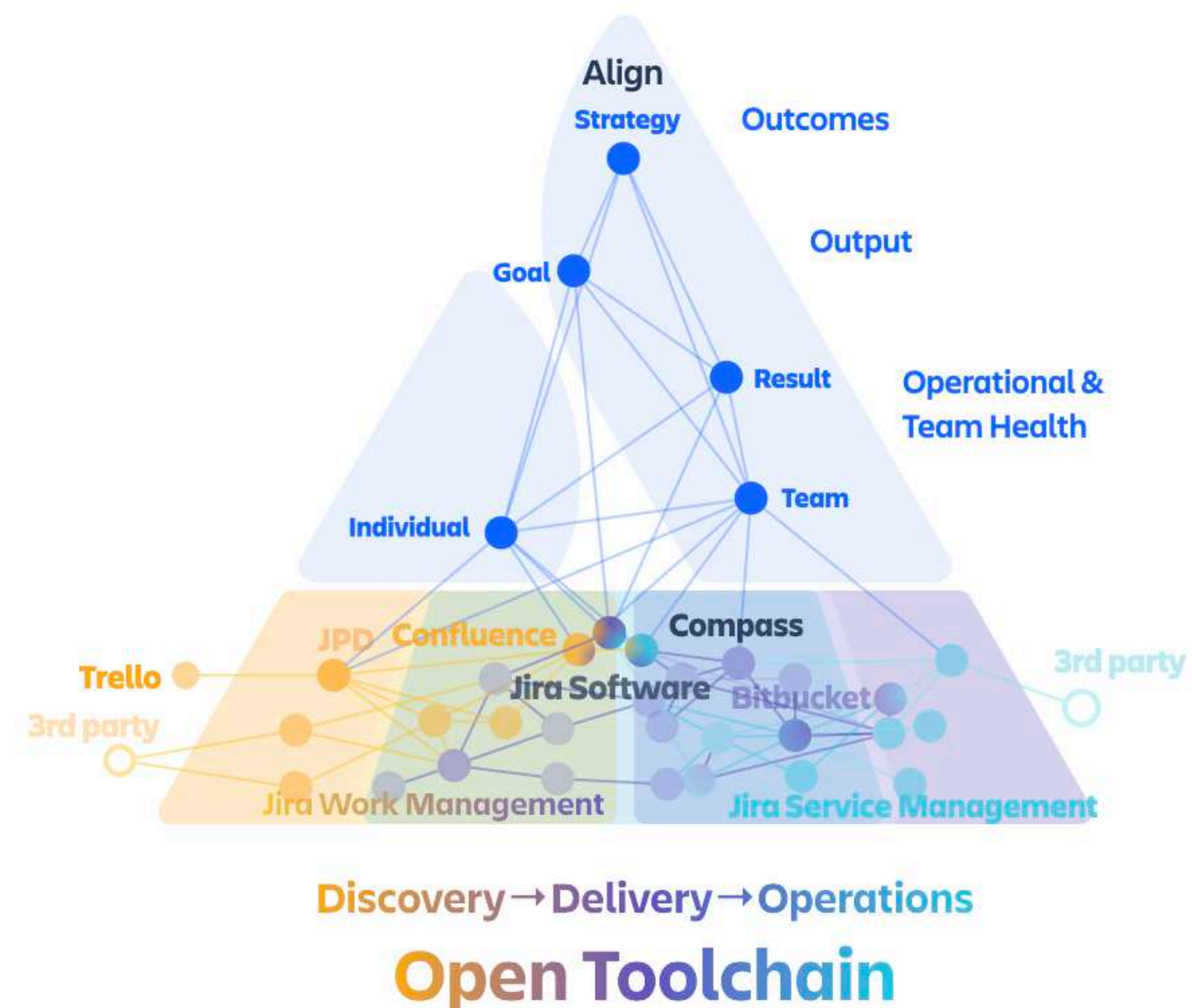
Discovery → Delivery → Operations

Open Toolchain

Connecting your product team

The Atlassian operating system for Agile software companies

Connected Data Foundation



Executives

Are the initiatives we're invested in aligned with our strategy?
Are our teams effective?



Portfolio Managers

How much value am I getting from my investments? Should we pivot or persevere?



Product Managers

Where is this feature in development?
Has it been deployed or delivered?
Where can I see it deployed?



Delivery Teams

Why am I building this feature?
Who asked for it? Who's it for?
Is it being used?



Operations

Who pushed this new release to production?
I need all of my front-end apps to go through some new testing.



Open value stream Mgmt

See health of work tied to company OKRs and identify where help is needed.



Executives

- Are the initiatives we're invested in aligned with our strategy?
- Are our teams effective?



Portfolio Managers

- How much value am I getting from my investments?
- Should we pivot or persevere?

The screenshot displays the Jira Align interface for a portfolio named 'Digital Services' and a quarterly increment 'QI-5'. The main view is the 'Objectives tree', which shows a list of objectives with their status and progress. Below this, a detailed view for 'Objective 3596' is shown, including its description, key results, and aligned work items.

Summary	Status	Work progress
3596 Deliver a more compelling self serve experienc	ON TRACK 1.0	Progress bar
3576 Increase Customer Lifetime Value	PENDING	Progress bar
3611 Outcome for all call in customers	ON TRACK 0.4	Progress bar
3592 Active Investor Experience MVP	OFF TRACK 0.3	Progress bar
3593 Become market leader in mobile investment an	ON TRACK 0.6	Progress bar

Objective 3596: Deliver a more compelling self serve experience

Description: Introduce user centred solutions that leverage advanced technology to create better customer experiences and reduce cost to serve

Key results: 1

- Reduced Call Centre Calls (0.5)

Aligned work items: 21

- 1128 Configurable Themes
- 1112 Next Generation Chatbot
- 1078 Hadoop CSI IR5
- 881 G13: Ontology Training manage...
- 368 UI: FFE_Infrastructure
- 71 UI: Export Chart Reports (Analy...
- 1111 Interface: E2E transcription flo...
- 1151 Multi Channel Chatbot Services

Objective score: 0.5

Objective schedule: This Quarterly Increment: QI-5

Parent goal: Capitalize on Emerging Technology Trends

Parent key result: Select a parent key result

Objective tier: Portfolio

Team (portfolio): Digital Services

Owner: Chris Davidson

Additional contributors: Add contributors

Jira Software

Team level insights

Beacons, reports, dashboards

Software team (triad + PMO)

Improve Agile planning practices with better process health, forecasting and team mgmt.



Product Managers

- Where is this feature in development?
- Is the sprint in good health?
- What should we prioritise in the roadmap?



Delivery Teams

- Why am I building this feature
- Do we have the right mix of work in this sprint?
- How should we change the next sprint?

The screenshot displays the Jira Software interface for a project named 'Card launch event'. The main view is the 'Backlog', showing a list of issues for 'CLE Sprint 49' (13 issues) and 'CLE Sprint 50' (3 issues). The issues are listed with their IDs, titles, and assignees. A 'Backlog insights' overlay is visible on the right, providing a summary of the sprint's health and composition.

Backlog insights SPRINT 5

- Sprint commitment:** 43 points. Target is 38-45 points. Average points completed last 5 sprints: 42.
- Issue type breakdown:** The issue type **Task** is the top focus for this sprint.

Issue ID	Issue Title	Assignee
CLE-335	Links integration - frontend	BILLING
CLE-342	Fast trip search	ACCOUNTS
CLE-341	Quick payment	FEEDBACK
CLE-340	Account settings defaults	ACCOUNTS
CLE-337	Multi-dest search UI mobileweb	ACCOUNTS
CLE-360	Onboard workout options (OWO)	ACCOUNTS
CLE-338	Multi-dest search UI web	ACCOUNTS
CLE-354	Cshoping cart purchasing error - quick fix required.	FEEDBACK
CLE-343	Fluid booking on tablets	FEEDBACK

IN-SITU INSIGHTS

1d 9hrs median this week ⚠️ 7 hrs over median
View full report

Crux 17 B (Inch-ilada) 3 days remaining Complete sprint Test View Insights

Search this board Quick filters

TO DO	IN PROGRESS	IN REVIEW	ROLLING-OUT	DONE
[BE] Update API schema for HasCustomBooleanF [Crux] Custom Fi... 3 COMP... -9007	[BE] Move transaction boundary to storage [BE] - Eng Health 3 COMP... -7666	Create integration test for dependency list owners [FE] - Eng Health 1 COMPA...-8218	Integrate Compass into the cloud provisioner Compass Provisi... 1 COMP... -7796	[FE] Add analytics events for custom field config UI [Crux] Custom Fi... 3 COMP... -8455
[BE] Database integration tests for CF scorecard criteria [Crux] Custom Fi... - COMPASS-8848	Move to BiFrost in the AF repo (to enable progressive) [FE] - Eng Health 5 COMPA...-5081	Fix and restore flaky unit test [FE] - Eng Health 3 COMP... -7093		[FE] Generalize the compass settings page to allow more [Crux] Custom Fi... 3 GOMP... -8243
[FE] Scorecard Create/Update modal - Generalise [Crux] Custom Fi... 3 COMPASS-8350	Write rollout plan - COM... -8932	Add missing SQS auto-scaling 1 COMPA...-8612	Implement the Cloud Provisioner provider SPI to allow direct Compass Provisi... - GOMPA...-7795	
[BE] Add new criteria types for custom fields to [Crux] Custom Fi... 5 COMPASS-8402	Modify app structure to support Bifrost - COM... -8934	[FE] Scorecard Create/Update modal - Add custom [Crux] Custom Fi... 3 COMP... -8828	Enable Eslint rules and apply autofixes [FE] - Eng Health 5 GOMP... -8833	
[BE] Add new criteria types for custom fields to [Crux] Custom Fi... 5 COMPASS-8402	Enable Bifrost in compass-frontend - COM... -8933	[Activity] - Add Foreign key to events table once [BE] - Eng Health 3 1	Fix failing tenant-context test [FE] - Eng Health	

Insights CRUX 17 B (INCH-ILADA)

Sprint progress 26% done

Sprint burndown 21 points done, 67 points to go **Heads up**

100% 80% 60% 40% 20% 0%
Jul 5 Jul 19
Remaining work Guideline

Issues for attention 3 issues depend on other issues, or are flagged in your current sprint.

- COMPASS-8848 Blocked by COMPASS-8757
- COMPASS-8350 Flagged
- COMPASS-8353 Blocked by 2 issues

Epic progress This sprint is working towards 5 epics

- COMPASS-7673 [Crux] Custom Fields Scorecards 19% done
- COMPASS-570 [FE] - Eng Health 50% done

You're in a company-managed project. Learn more



Service level metrics Scorecards

Dev leaders + teams

Manage health of services, identify bottlenecks, improve DORA 4



Delivery Teams

- What product is this service tied to that I am updating?
- Is there impact if I push these changes?



Operations

- Who pushed this new release to production?
- I need all of my front-end apps to go through some new testing.

The screenshot displays the Compass dashboard interface. At the top, there's a blue header with the 'Compass' logo and navigation links for 'Component catalog', 'DevOps health', and 'Extensibility engine'. Below the header, a secondary navigation bar includes 'Compass ALPHA', 'Components', 'Teams', 'Health', 'Apps', and a 'Create' button. A search bar is positioned on the right side of this bar.

The main content area is divided into three columns. The left column is a sidebar with a navigation menu for the 'card-authorization' service, including options like 'Overview', 'Activity', 'Dependencies', 'Jira issues', 'Incidents', 'Tidelift', 'Swagger UI', 'Metrics', 'Announcements', and 'Component settings'. The middle column displays the service details for 'card-authorization', including its tier (TIER 1), description, repository (Bankly/card-authorization), documentation (Runbooks, Microservice Architecture, FY21Q3 Project overview), and projects (Payments Squad). The right column features a 'Payments Squad' section with team members, chat channels (#service_card-authorization, #payments-squad), on-call schedules (Payments Squad on-call roster), and two scorecards: 'Production readiness' at 75% and 'Service health' at 90%.



Jira Product Discovery

BETA

Prioritize, collaborate on, and deliver new product ideas, directly in the world's #1 software development platform

Appreciation app
Discovery project

VIEWS +

- All ideas
- Roadmap
 - Public roadmap
 - Internal roadmap
 - Team estimates
- Design ideas
- Feedback
- Create a view

- Archive
- Project settings

All ideas

Create an idea Filters + Sort 1 Fields 5

Find an idea in this view

<input type="checkbox"/> Aa Summary	<input type="checkbox"/> Goal	123 User impact ↓	Strategic value	fx Priority score
<input type="checkbox"/> Improve discoverability of configuration options	Increase CSAT	625	●●●●	100
<input type="checkbox"/> Improve performance of sharing feature	Increase CSAT	543	●●●●	94
<input type="checkbox"/> New integration with video resharing platforms	Differentiate	501	●●●●●	72
<input type="checkbox"/> Dashboards for non-tech users	Increase CSAT	434	●●●●●	55
<input type="checkbox"/> Improve evaluations and conversions	Improve conversion	300	●●●●	79
<input type="checkbox"/> Video capabilities	Differentiate	287	●●●●	74
<input type="checkbox"/> Emojis and reactions	Differentiate	243	●●●●	33
<input type="checkbox"/> Enterprise data residency	Improve conversion	100	●●●●	70
<input type="checkbox"/> Grow user base by partnerships	Improve conversion	40	●●●●	10



The first teamwork directory to connect the dots across teams, their apps and work – wherever it happens.

Atlas Home Teams Goals Projects Help New Search

Molly

- Your work
- Explore

Feeds

- All following
- # marketing
- # portland

Last week

- Everything
- Goals
- Projects
- Questions

On track 7 -2 from last week	At risk 3 +1 from last week	Off track 1 No change	No update 2 Same as last week	Completed 🏆 1 +1 from last week
------------------------------------	-----------------------------------	-----------------------------	-------------------------------------	---------------------------------------

🎯 Issue 1 million cards in the first 6 months

Crystal Wu Friday At risk ● for December

- ✅ Launched our influencer program with 3/10 [Top targets](#) signed
- 🚧 Partnership negotiations with points programs underway 🙏

Share • Unfollow • 🌟 6 😄 6 🔥 1 👍 4 🗨️

Omar Darboe Monday

So so exciting team! Lovely work @hassana @crystal @molly

👍 2 ❤️ 1 😄 1 🗨️

Add comment

Hot topics

- # marketing
- # bancy-anywhere
- # onboarding

Latest goals

- 🎯 Grow our team by 50% 👤
- 🎯 Maintain 95% customer satisfaction 👤

Latest projects

- 📱 Android app 👤
- 🌐 Website redesign 👤
- 🍔 Refreshed loyatly program 👤

Latest articles

- 📖 Work from home allowance 👤
- 📖 Remote team event suppliers 👤
- 📖 Travel guidance 👤

Fabric helps teams turn *ideas to action*, *collaboratively, quickly, and easily*

The screenshot displays the Fabric collaboration tool interface. At the top left, it shows the logo and text: "Fabric ALPHA Remote team brainstorm". On the top right, there are profile icons for four users, a "+3" indicator, a "Share" button, and a help icon. The main content area is a grid with a central title "Collaboration ideas" by Crystal Wu, with the question "How can our team collaborate more effectively when we're distributed?".

Three sticky notes are visible:

- A blue note by Fran Perez: "Asynchronous weekly team kick-offs and stand-ups".
- A white note by Jira: "JSRE-29: Introduce cross-geo project collaboration model" (Updated 2 hours ago, marked as TO DO).
- A yellow note by Jane Rotanson: "Regular team activities and team building" (marked with a "100" sticker and 3 likes).

Another white note by Jira is at the bottom: "PMG-62: Set up a quarterly town hall event" (Updated 1 hour ago, marked as TO DO).

Decorative elements include a purple starburst around the title, a yellow star, a pink heart, and a blue arrow pointing to the yellow note. A bottom toolbar contains icons for navigation, text editing (Aa), drawing (purple circle), and other tools. A zoom control on the right shows "100%".



Correlate tools to each phase of the software development lifecycle (SDLC)

The screenshot displays the Jira Software interface for the 'Beyond Gravity' project. The main focus is the 'Toolchain' configuration page, which is organized into several sections:

- Project settings:** A sidebar menu on the left includes options like 'Details', 'Board', 'Access', 'Issue types', 'Notifications', 'Features', 'Toolchain' (selected), 'Apps', and 'Opsgenie'.
- Toolchain Overview:** A central column lists lifecycle phases with associated tool counts: Plan (3), Build (3), Test (2), Deploy (1), Operate (1), Observe (1), and Continuous feedback (1). A 'View all tools (12)' button is located at the top of this section.
- Confluence Integration:** A section titled 'Confluence SpaceZ' shows four connection entries, each with a 'Connection-name' field and a 'Connection-type' dropdown menu.
- Bitbucket Integration:** A section titled 'Bitbucket SpaceZ' shows one connection entry for 'Beyond Gravity' with a 'Repository' dropdown menu.
- Github for Jira Integration:** A section titled 'Github for Jira SpaceZ' shows three connection entries: 'launch-control', 'engine-room', and 'navigation-computer', each with a 'Repository' dropdown menu.

The interface includes a top navigation bar with 'Jira', 'Your work', 'Projects', 'Filters', 'Dashboards', 'People', 'Apps', and a 'Create' button. A search bar and notification icons are also present in the top right corner.

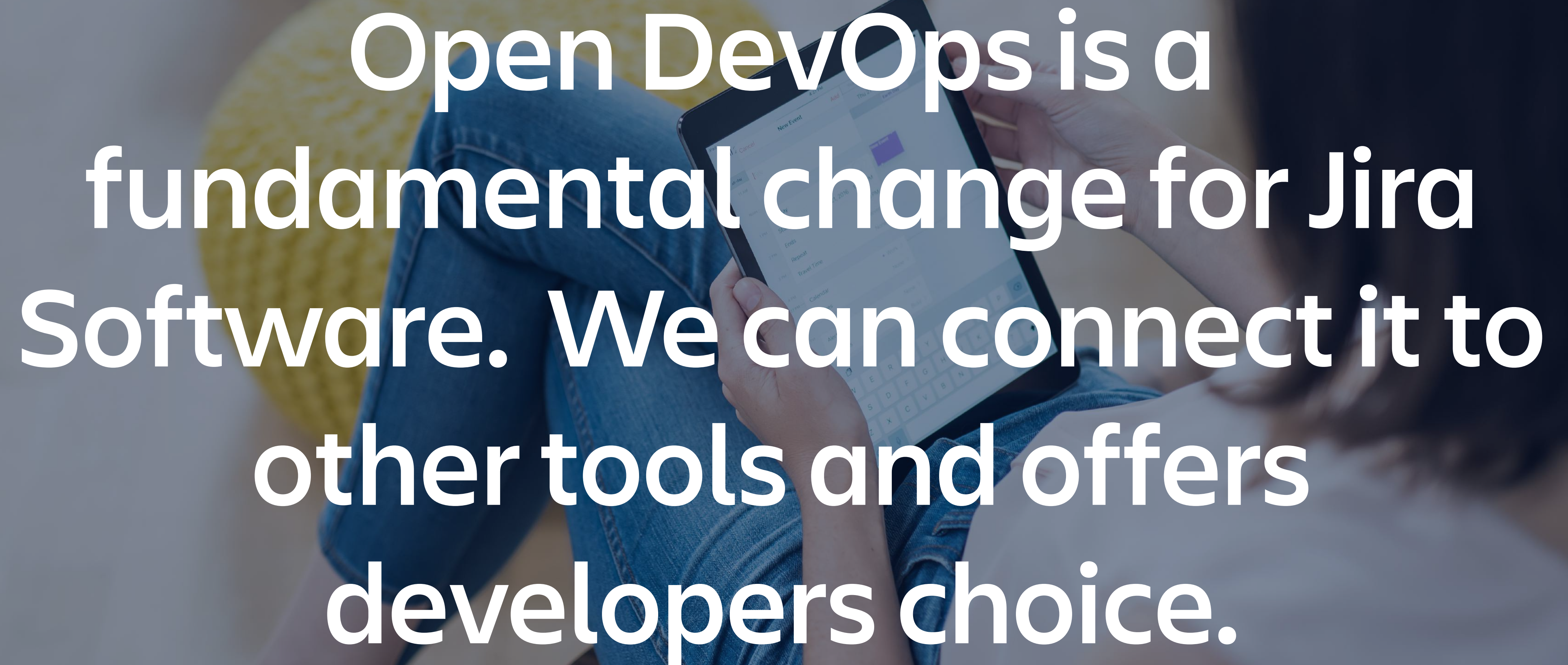
COMING SOON

The screenshot shows the Jira Software interface for an epic titled "Travel system upgrade". The description is "Enhance travel system usability and performance by deprecating legacy afterburners". The epic is associated with a launch milestone from 29/3/2022 to 9/5/2022. Under "Related work (9)", there are items for release notes, production health, system performance, and a framework version bump. The "Issues (6)" section lists items like "Billing system integration", "Software Dev: Candidate 2", "Afterburner revision III proto...", "Add Phobos and Deimos Tours as...", "Product Manager: Candidate 4", and "Planet Taxi", each with a status (DONE, IN REVIEW, IN PROGRESS) and environment (Production, Staging). The "LAUNCH CHECKS" section includes "Approvals", "Deployment environment", "Feature flag rollout", "Issue status", and "Release notes". The "LAUNCH ACTIONS" section includes "Update 'Travel system upgrade' epic status to 'Done'", "Publish support documentation", "Publish release notes", "Publish blog post", and "Post tweet".

The screenshot shows the "Design" tab in Jira Software. It displays a grid of design cards, each representing a different design concept or layout for a "Card launch event". The cards feature various colors and shapes, such as orange, purple, green, and blue. The interface includes a search bar and a "Group by" dropdown menu.

MULTI-DISCIPLINARY TEAMS - DESIGN TAB

PROGRESSIVE DELIVERY

A person is sitting on a yellow stool, holding a tablet. The tablet screen shows a calendar interface with a 'New Event' form. The person is wearing blue jeans and blue sandals. The background is a blurred indoor setting.

**Open DevOps is a
fundamental change for Jira
Software. We can connect it to
other tools and offers
developers choice.**

***SR. IT MANAGER,
GLOBAL 1K DATA ANALYTICS
COMPANY***

DEVELOPER PRODUCTIVITY

 **20%**

+ boosted morale

RETURN ON INVESTMENT

 **358%**

over 3 years

Open toolchain

